



Mobile Devices: Skyward Family Access – LaunchPad Directions


1. Open the App Store or the Google Play Store on your mobile device.



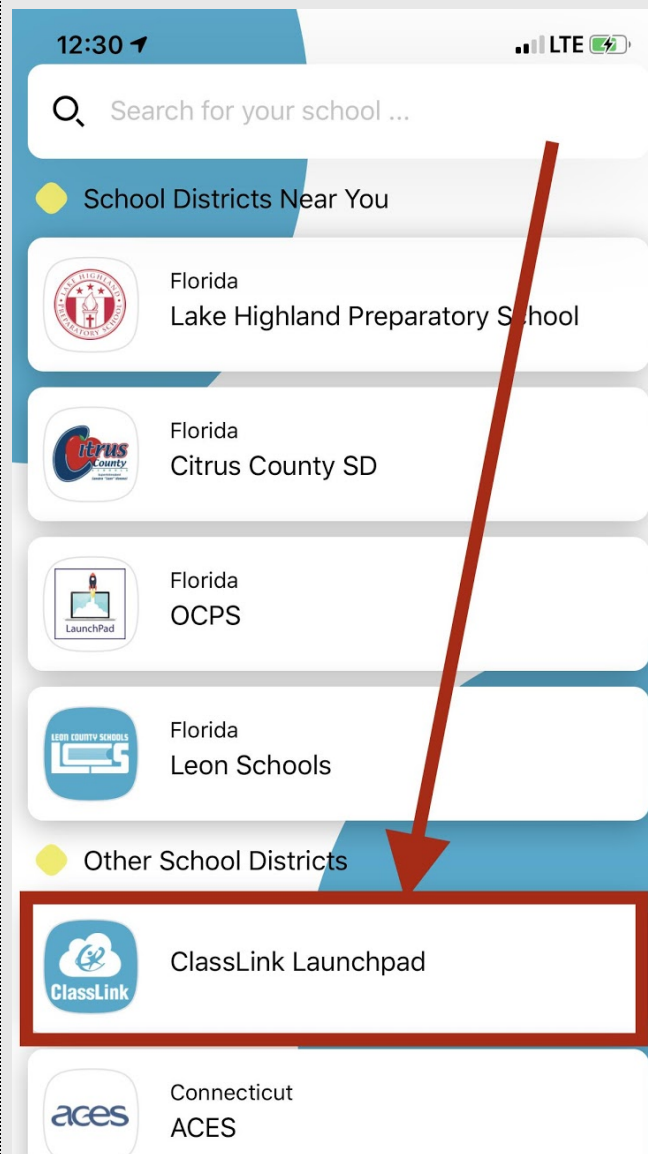
2. Search for the application “Classlink LaunchPad.”




3. Open the Classlink application.



4. Click on the Classlink Launchpad for parent login. If you do not see Classlink Launchpad, enter “Classlink Launchpad” in the search box at the top of the screen.



5. Enter the username and password created during the Skyward Family Access through Launchpad signup process. Leave the School Code box blank.



6. Click on the Skyward (parents) icon. You will be automatically logged into Skyward Family Access.

